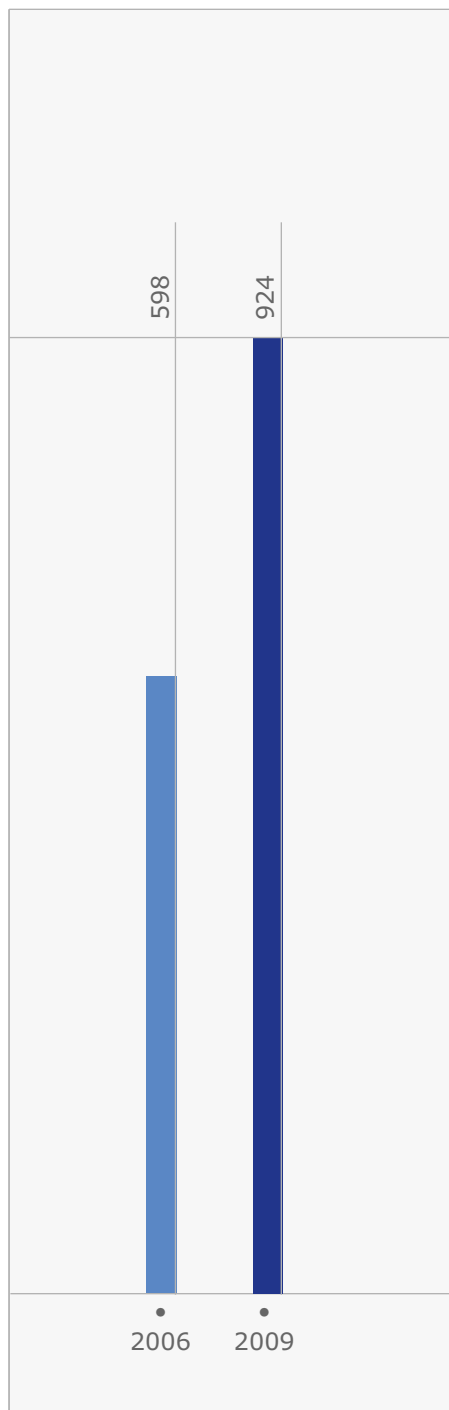


.....**EMBARGO UNTIL FRIDAY 5 FEBRUARY 2010 AT 00.01**.....



**924 antisemitic incidents, the highest annual total since CST began recording antisemitic incidents in 1984, and 55 per cent higher than the previous record of 598 incidents in 2006**

## Executive summary


- CST recorded 924 antisemitic incidents in 2009. This is the highest annual total since it began recording antisemitic incidents in 1984, and is 55 per cent higher than the previous record of 598 incidents in 2006.
- The total of 924 incidents is an increase of 69 per cent from the 2008 total of 546<sup>1</sup> incidents, and follows two years of falling incident totals in 2007 and 2008.
- The main reason for this record high is the unprecedented number of antisemitic incidents recorded in January and February 2009, during and after the conflict between Israel and Hamas in Gaza. The number of incidents recorded did not return to relatively normal levels until April, some three months after the conflict ended.
- 212 of the 924 antisemitic incidents reported to CST in 2009, or 23 per cent of the total, included a reference to Gaza alongside the antisemitic content, motivation or targeting. 158 of these occurred during January.
- Discounting the impact of reactions to the Gaza conflict (by replacing the monthly totals for January, February and March 2009 with those for the corresponding months in 2008) suggests there was a small increase in the baseline level of antisemitic incidents in the UK. The fact the Gaza conflict distorted the annual total by such a large amount suggests the baseline trend is particularly fragile and unable to withstand the pressures generated by major trigger events from overseas.
- There were 288 antisemitic incidents reported to CST in January 2009, by far the highest monthly total ever recorded, and 114 incidents in February. The previous monthly high was 105 incidents recorded in October 2000.
- There were 85 antisemitic incidents reported to CST in September 2009, more than in any single month in 2007 or 2008. This was mainly due to the high numbers of visibly Jewish people in public during the High Holy Day period, rather than any particular trigger event.
- There was a 157 per cent rise in the number of incidents that showed political motivation, from 172 in 2008 to 442 in 2009.
- There were 124 violent antisemitic assaults in 2009, the highest number ever recorded by CST and a rise of 41 per cent from the 88 violent assaults in 2008. However, this is the second year in a row the number of violent assaults has fallen as a proportion of the overall total, from 21 per cent in 2007 to 13 per cent in 2009.

<sup>1</sup> The incident figures in this report may differ from those previously published by CST, due to the late reporting of incidents by victims and witnesses.

.....**EMBARGO UNTIL FRIDAY 5 FEBRUARY 2010 AT 00.01**.....

- The 124 violent incidents include three incidents categorised as Extreme Violence, meaning they involved a threat to life or Grievous Bodily Harm (GBH).
- Incidents of Damage & Desecration to Jewish property rose by 17 per cent, from 76 incidents in 2008 to 89 incidents in 2009. This is the third year in a row the number of incidents in this category has increased.
- There were 605 incidents of Abusive Behaviour in 2009, a rise of 91 per cent from the 317 incidents of this type recorded in 2008 and the highest number ever recorded in this category which includes verbal abuse, hate-mail and antisemitic graffiti on non-Jewish property. There were more incidents of Abusive Behaviour recorded in 2009 than across all six categories of antisemitic incidents in 2008.
- There were 44 incidents recorded by CST in the category of Threats, which includes direct threats to people or property, rather than more general abuse. This is an increase of 57 per cent from the 28 incidents reported to CST in 2008, and is the highest total in this category for five years.
- There were 62 incidents recorded in the category of Literature in 2009, which covers mass-produced antisemitic mailings rather than individual hate-mail. This is a 68 per cent rise from the 37 incidents in this category in 2008, largely due to a series

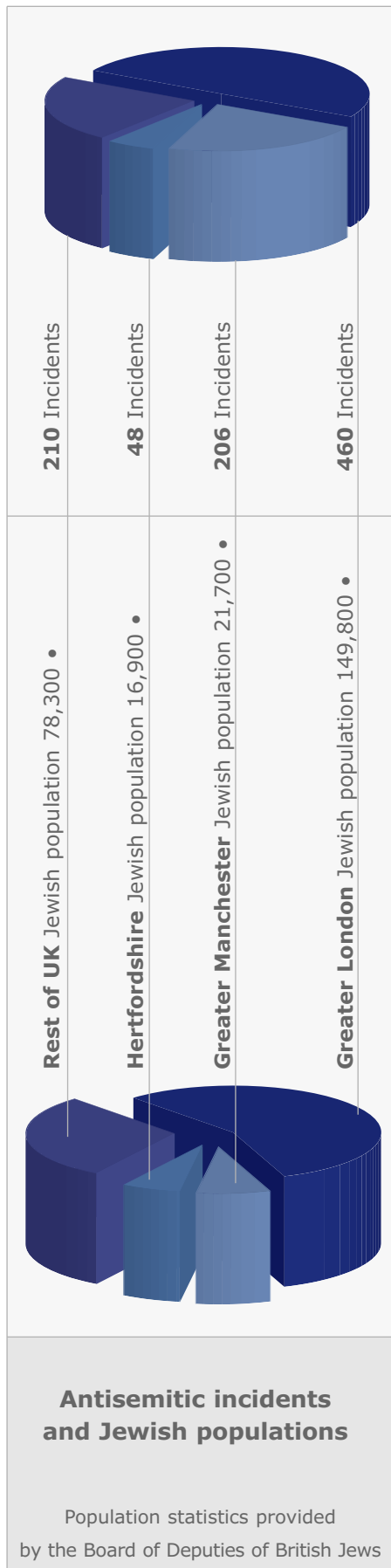
- of hostile or abusive emails sent to one victim, probably by a single perpetrator.
- There were 184 incidents involving Jewish community organisations or communal leaders and high-profile individuals as targets, an increase of 130 per cent compared to incidents of this type in 2008. This is typical of the kind of incidents that normally follow a trigger event such as the Gaza conflict in January.
- 154 antisemitic incidents that were reported to CST took place by email or, less frequently, involved comments left on interactive websites and blogs, an increase of 431 per cent on the 29 incidents of this type in 2008.
- In 97 incidents the victims were Jewish students, academics or other student bodies, a 43 per cent rise from the 68 campus-related incidents recorded in 2008. However 38 of these 97 incidents involved hostile or abusive emails sent to an individual Jewish academic, probably by a single perpetrator. Discounting this group of 38 incidents leaves 59 incidents involving Jewish students, academics or student bodies, a fall of 13 per cent from 2008.
- 68 incidents involved Jewish schools, schoolchildren or teachers as targets, a 36 per cent rise from the 50 incidents relating to schools and schoolchildren recorded in 2008. Of the 68 incidents, 37 were against Jewish



**1,413: Total number of potential antisemitic incidents reported to CST which required a response from CST staff and volunteers.**

**65 per cent of these reports were deemed antisemitic by CST**

.....**EMBARGO UNTIL FRIDAY 5 FEBRUARY 2010 AT 00.01**.....



schoolchildren on their journeys to or from school, 11 took place at Jewish school premises and 20 involved Jewish children or teachers at mainstream schools.

- Of the 924 incidents recorded by CST, 460 took place in Greater London, almost double the 236 incidents in London in 2008; 206 occurred in Greater Manchester, a rise of 65 per cent from 2008; and 258 were reported to CST from more than 70 other locations around the country.
- In addition to the 924 antisemitic incidents recorded by CST in 2009, a further 489 reports of potential incidents were received by CST, but not included in the total number of antisemitic incidents as there was no evidence of antisemitic motivation, targeting or content.
- The 489 potential incidents reported to CST that were not included in the annual total included 200 cases of potential Information Collection and Suspicious Behaviour at Jewish locations. These included 45 incidents of photography or filming of Jewish buildings, while in 42 cases suspicious people tried to gain entry to Jewish premises. These are not categorised as antisemitic by CST as it is often not possible to determine their motivation and many are likely to have innocent

explanations. However, identifying and preventing the potential hostile reconnaissance of Jewish buildings or other potential terrorist targets is an important part of reducing the possibility of future terrorist attacks.

- In total, there were 1,413 incidents, including antisemitic incidents and those of a non-antisemitic security-related nature, which required a response from CST staff and volunteers during 2009.

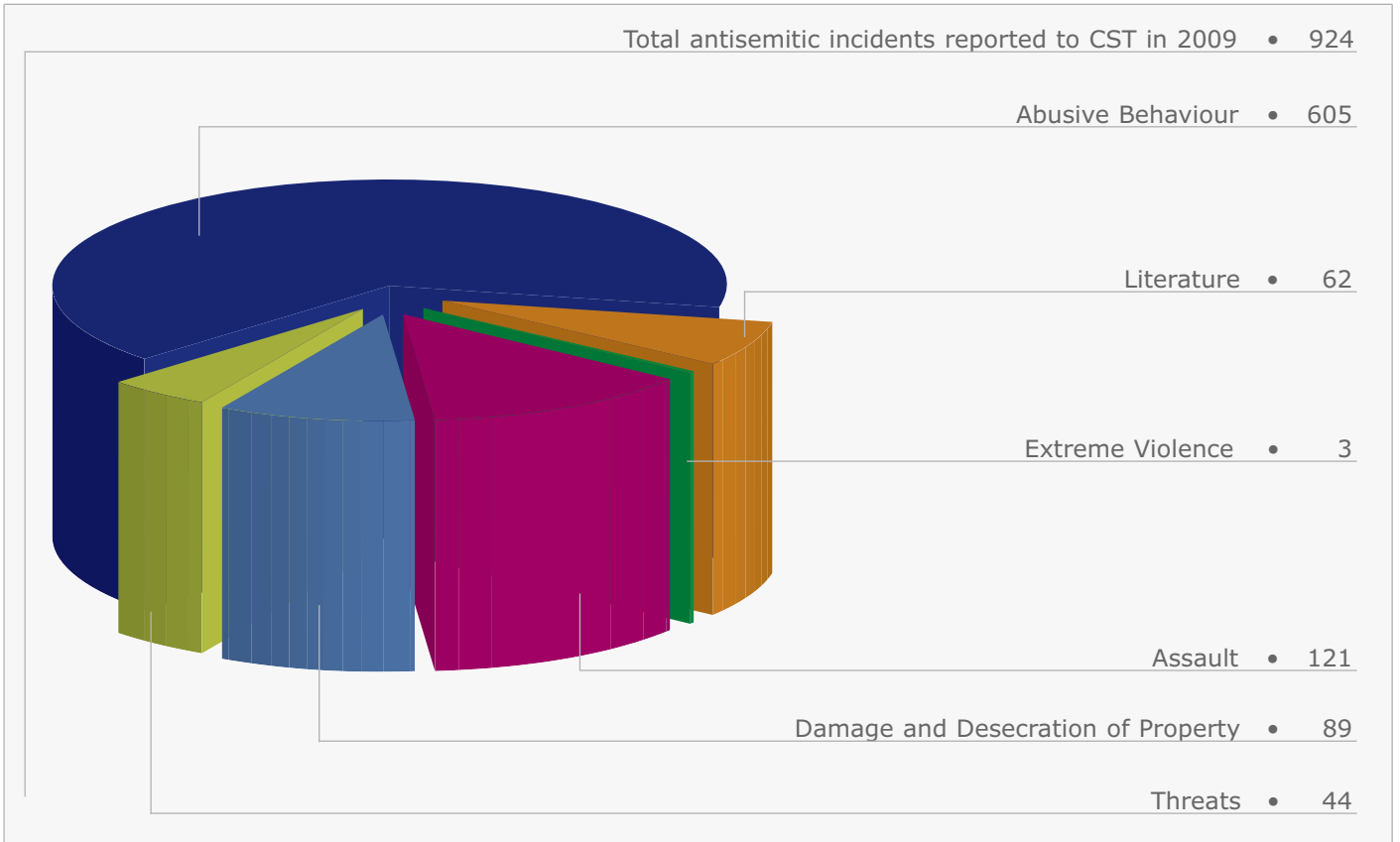
..... EMBARGO UNTIL FRIDAY 5 FEBRUARY 2010 AT 00.01.....



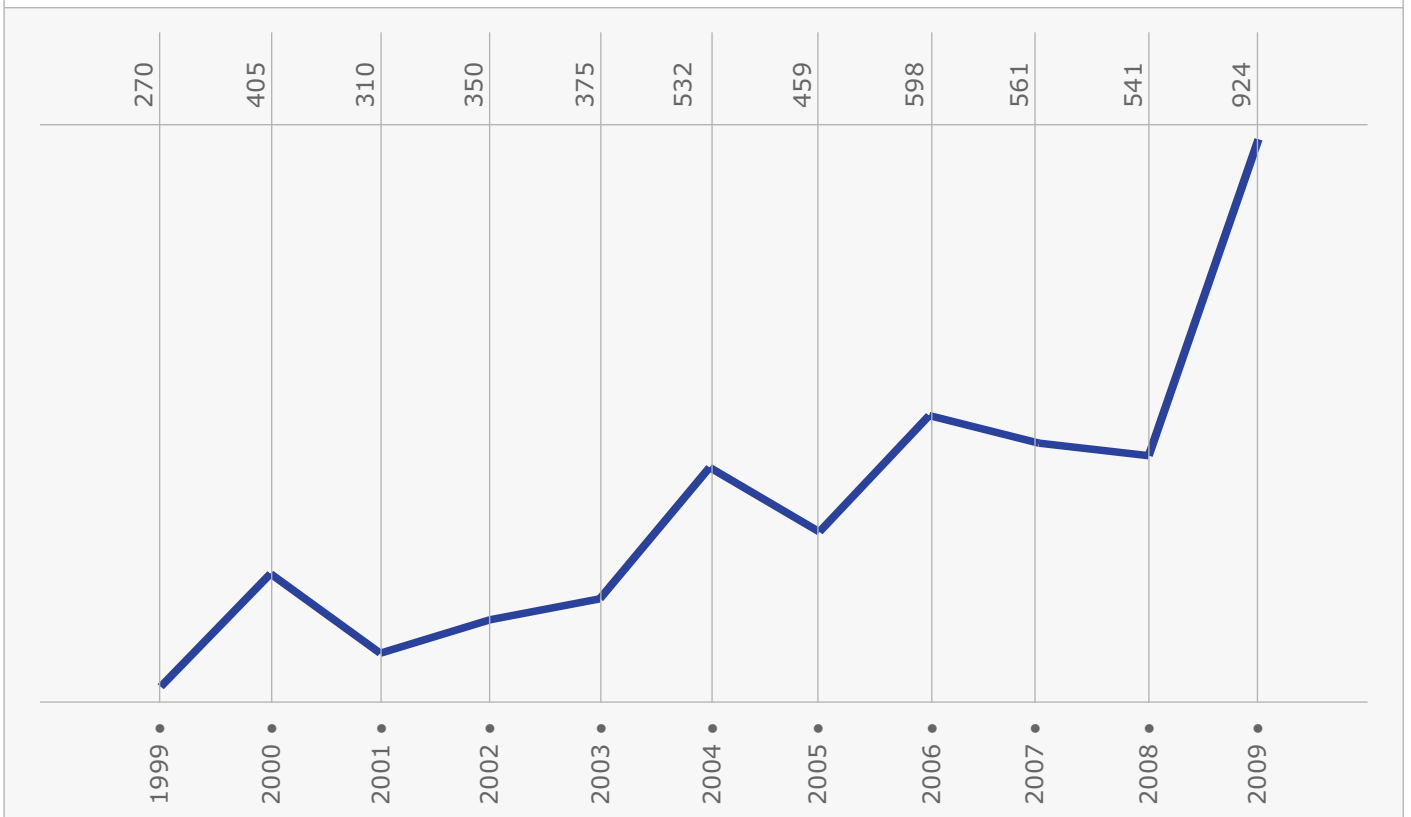
**Antisemitic graffiti  
north Manchester  
June 2009**

<p>A 3D pie chart with three segments. The largest segment is light blue, representing 37 incidents. The medium segment is medium blue, representing 20 incidents. The smallest segment is dark blue, representing 11 incidents.</p>	<p>A 3D pie chart with five segments. The largest segment is dark blue, representing 48 incidents. Other segments include light blue (26), medium blue (11), medium-dark blue (7), and a very small dark blue segment (5).</p>
<p>Jewish children or teachers at mainstream schools • 20</p> <p>At Jewish school premises • 11</p> <p>Schoolchildren on journeys to or from school • 37</p>	<p>Abusive Behaviour • 48</p> <p>Threat • 11</p> <p>Damage and Desecration • 5</p> <p>Assault • 7</p> <p>Literature • 26</p>
<p><b>Antisemitic incidents involving Jewish schools, schoolchildren and teachers</b></p>	<p><b>Antisemitic incidents involving students, academics and student bodies on and off campus</b></p>

••••• EMBARGO UNTIL FRIDAY 5 FEBRUARY 2010 AT 00.01 •••••



Antisemitic incident category totals in 2009



Annual antisemitic incident figures since 1999

**EMBARGO UNTIL FRIDAY 5 FEBRUARY 2010 AT 00.01**

Monthly incident figures 1999-2009											
	1999	2000	2001	2002	2003	2004	2005	2006	2007	2008	2009
January	26	37	16	15	23	20	60	34	33	44	288
February	19	19	14	11	24	28	45	56	40	52	114
March	18	25	20	26	48	100	39	40	36	40	73
April	34	35	33	47	29	62	49	33	59	39	52
May	29	29	32	47	27	39	39	44	36	62	52
June	21	24	30	26	34	64	38	37	42	40	49
July	20	29	28	31	30	48	40	94	60	52	46
August	18	16	20	15	20	29	32	78	49	20	40
September	25	23	50	47	22	60	30	67	81	47	85
October	23	105	48	45	57	29	45	59	55	58	44
November	24	42	14	28	36	29	22	36	37	45	52
December	13	21	5	12	25	24	20	20	33	47	29
<b>TOTAL</b>	<b>270</b>	<b>405</b>	<b>310</b>	<b>350</b>	<b>375</b>	<b>532</b>	<b>459</b>	<b>598</b>	<b>561</b>	<b>546</b>	<b>924</b>

Annual incident figures by category 1999-2009											
Category	1999	2000	2001	2002	2003	2004	2005	2006	2007	2008	2009
1. Extreme Violence	0	2	1	5	0	4	2	4	1	1	3
2. Assault	33	51	40	42	54	79	79	110	116	87	121
3. Damage & Desecration	25	73	90	55	72	53	48	70	65	76	89
4. Threats	31	39	37	18	22	93	25	28	24	28	44
5. Abusive Behaviour	127	196	122	216	211	272	278	366	336	317	605
6. Literature	54	44	20	14	16	31	27	20	19	37	62
<b>TOTAL</b>	<b>270</b>	<b>405</b>	<b>310</b>	<b>350</b>	<b>375</b>	<b>532</b>	<b>459</b>	<b>598</b>	<b>561</b>	<b>546</b>	<b>924</b>

Annual incident figures full breakdown 2009													
Category	Jan	Feb	Mar	Apr	May	Jun	Jul	Aug	Sep	Oct	Nov	Dec	Totals
1. Extreme Violence	0	0	0	0	2	0	0	0	1	0	0	0	3
2. Assault	19	7	12	15	15	9	5	3	15	10	6	5	121
3. Damage & Desecration	26	13	9	9	3	4	2	3	7	3	6	4	89
4. Threats	23	1	5	1	2	2	2	0	4	1	1	2	44
5. Abusive Behaviour	214	63	43	24	29	34	33	33	55	28	33	16	605
6. Literature	6	30	4	3	1	0	4	1	3	2	6	2	62
<b>TOTAL</b>	<b>288</b>	<b>114</b>	<b>73</b>	<b>52</b>	<b>52</b>	<b>49</b>	<b>46</b>	<b>40</b>	<b>85</b>	<b>44</b>	<b>52</b>	<b>29</b>	<b>924</b>

Some of the numbers in the tables may differ from those previously published by CST, due to the late reporting of incidents to CST by incident victims and witnesses.